

2321-0017
VICTORY KINGPIN 2004
SPORTSHIELD MOUNTING INSTRUCTIONS AND PARTS LIST

TOOLS REQUIRED: 3/16" Allen wrench (provided)

1. Install the mounting plates onto the windshield using the pre-assembled bolts on the mounting plates. The Santoprene grommets should be inserted through the holes in the windshield so that the flat round part of the grommet lays flat on both sides of the windshield. On each plate, get both tabs started before you tighten them. (see Figure 1.1 & 1.2)

Note: Tabs point in towards each other.

WARNING

If the adjustable clamps are installed backwards, it may result in serious gas tank damage. Always check for proper gas tank clearance before tightening hardware.

2. Loosely install the four fork clamps on the forks, approximately 1 3/4" inches apart. (see Figure 2)
3. Loosen the four mounting bolts that are to hold the mounting plates to the fork clamps, and slide the mounting plates onto the fork clamps. (see Figure 3)
4. Adjust the height, angle, and alignment of the shield. Carefully check gas tank clearance, and tighten all mounting bolts.

WARNING: This is a quick change kit. **ALWAYS** tighten down all mounting bolts after removing or installing the windshield.

Fig. 1.1 Left side plate




Fig. 1.2 Right side plate




Fig. 2 fork clamps





Fig. 3 shows mounting of plates



Care and Cleaning Instructions

To clean your windshield, use only warm water and a mild non-abrasive, dishwashing liquid. Use a soft cloth, such as a T-shirt or flannel cloth. To protect your windshield, please use Novus #2 to remove minor scratches, or use a polish like Memphis Shades Shinola which is specially designed for plastic windshields; glass cleansing agents will cause severe damage to your windshield and will void your warranty.

Never use any glass products, petroleum based chemicals, or cleaning agents with ammonia, bleach or any harsh chemicals. This includes Rain-X, brake fluid, acetone, and gasoline.

**2321-0017 MOUNTING KIT
VICTORY KINGPIN 2004 SPORTSHIELD**

PART #	DESCRIPTION	QTY.
M8804	MOUNTING INSTRUCTIONS/PARTS LIST	1
M1065	LEFT KINGPIN MOUNTING PLATE	1
M1066	RIGHT KINGPIN MOUNTING PLATE	1
M504	SOCKET SHOULDER WASHER	4
M505	BUTTON NUT	4
M543	SANTOPRENE GROMMET	4
M302	1/4" - 20 X 1/2" SS SOCKET HEAD CAP SCREW	4

**Memphis Shades warrants all product components, metal and plastic,
against defects in materials and workmanship for 24 months.**

FOR PARTS AND WARRANTY HELP, CONTACT:

MEMPHIS SHADES

P.O. Box 429

Rossville, TN 38066

(901) 853-0293

Visit us on the web at www.memphisshades.com or

you can also reach us at

customerservice@memphisshades.com